



200
Injectable

The Regeneration System for Dermal Biogenesis

Class III CE 0373 Medical Device

The New ECM Regeneration System for Dermal Biogenesis

Exclusive Formula
containing hyaluronic acid
and a specific cluster of
amino acids.



ECM

**Due to the generation of new Extra-Cellular Matrix (ECM)
stimulated by the production of new collagen and elastin²:**

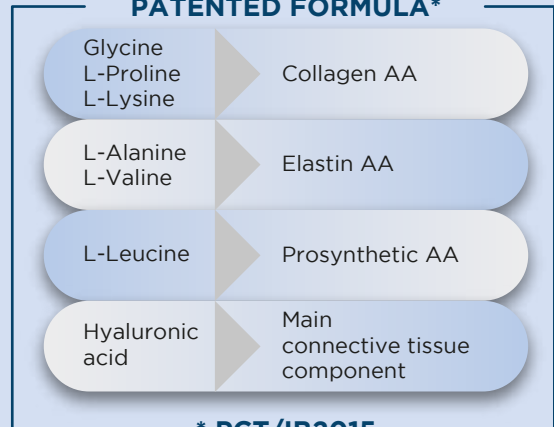
**IT RESTORES
THE BIOLOGICAL
FUNCTIONS OF
THE DERMIS**

**IT RESTORES
THE NATURALLY
YOUTHFUL LOOK
OF THE SKIN**



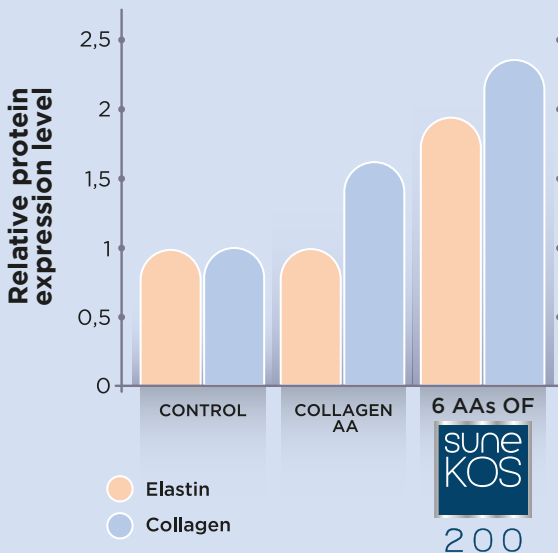
200

PATENTED FORMULA*

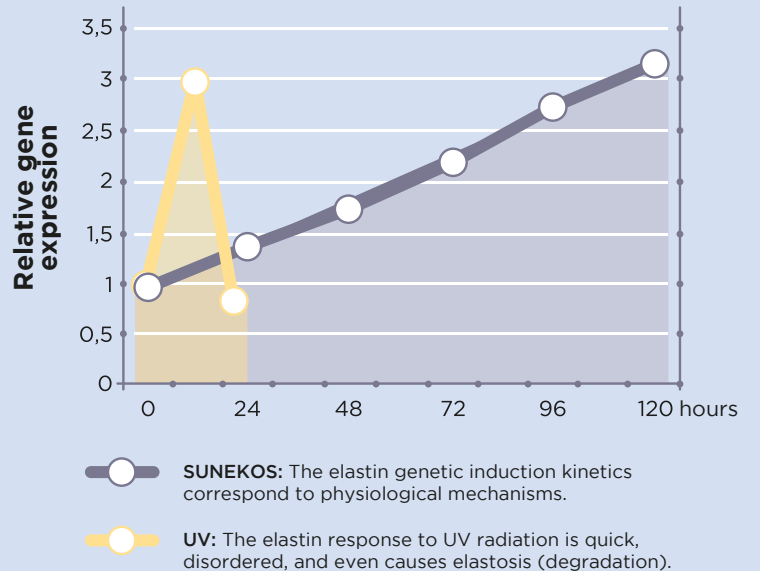


* PCT/IB2015
International Patent Application

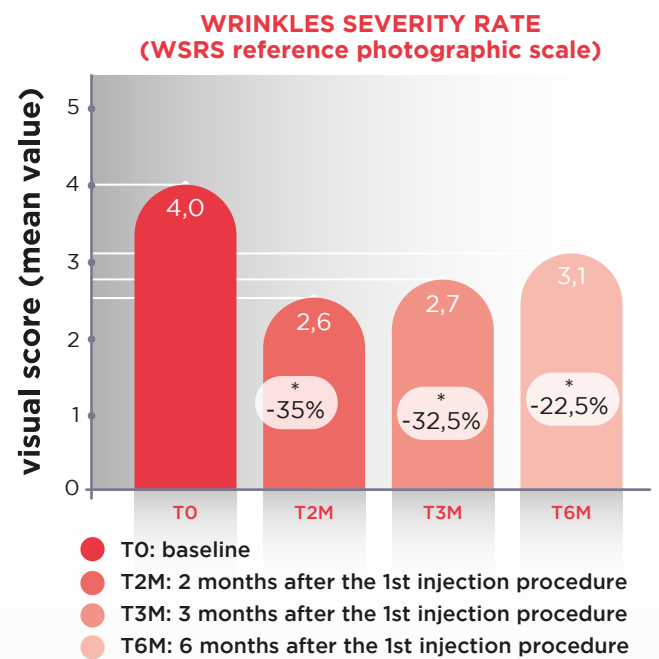
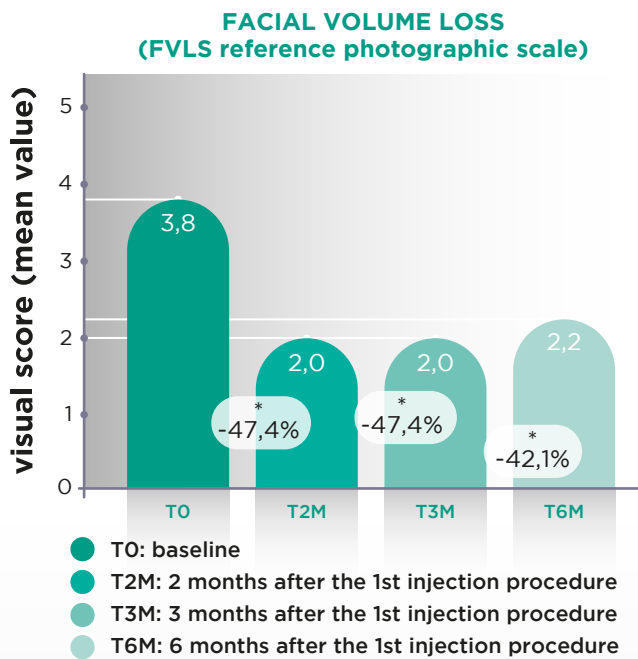
PROTEIN EXPRESSION AFTER 120 HOURS²



EVALUATION OF THE ELASTIN GENE EXPRESSION UP TO 120 HOURS³



The New ECM Regeneration System for Dermal Biogenesis



Significant decrease in the Facial Volume Loss Score (FVLS) of the nose-cheek folds

BIO-REVOLUMETRIC EFFECT¹

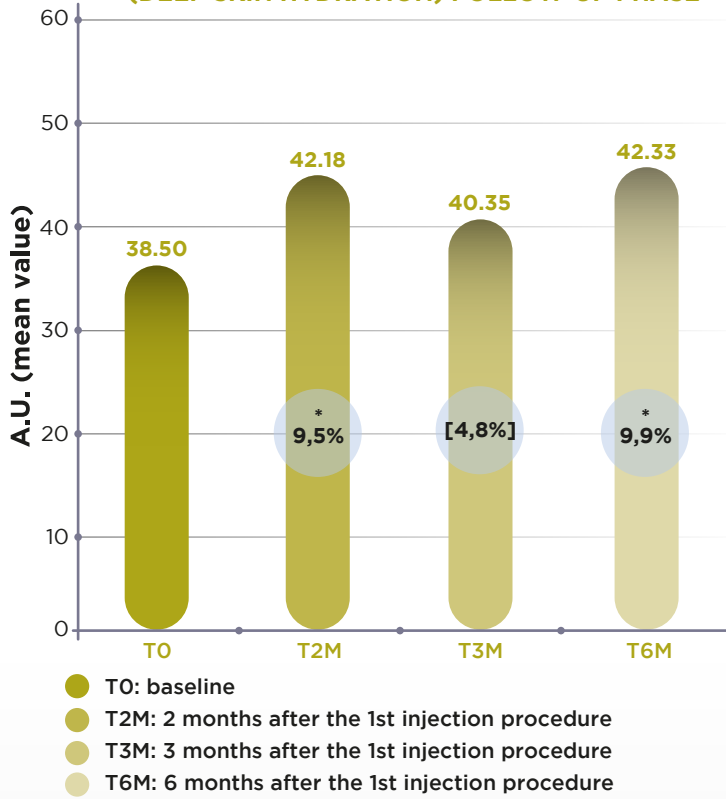
Significant reduction of Wrinkle Severity Rate Score (WSRS) measured on Crows' Feet

FILLING EFFICACY¹

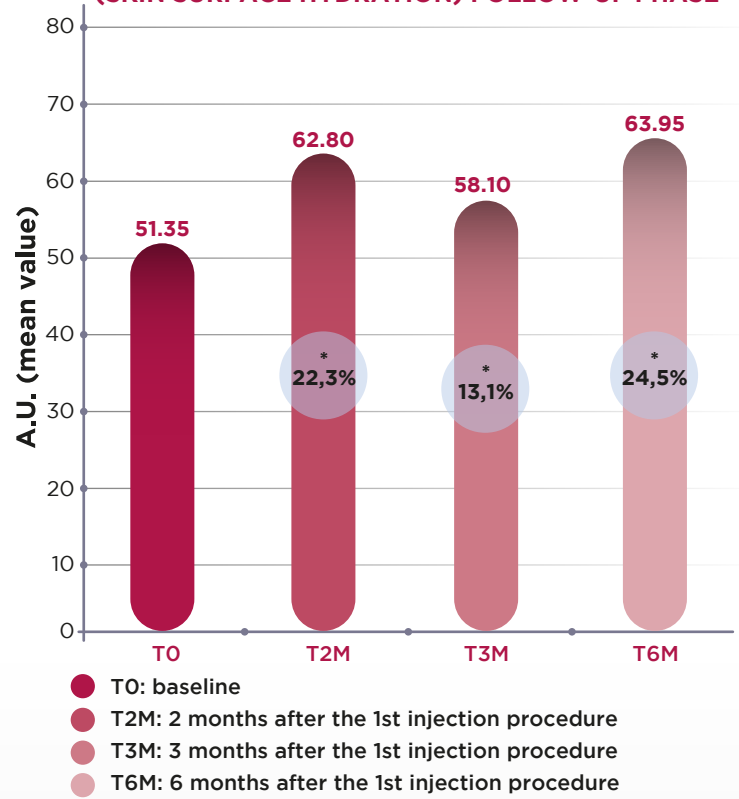
Significant reduction in all profilometric parameters

ANTI-WRINKLE EFFICACY

**TISSUE DIELECTRIC CONSTANT
(DEEP SKIN HYDRATION) FOLLOW-UP PHASE**



**SKIN ELECTRICAL CAPACITANCE
(SKIN SURFACE HYDRATION) FOLLOW-UP PHASE**



10 days after the 1st treatment session there is a significant


IMPROVEMENT IN DEEP SKIN HYDRATION¹

10 days after the 1st treatment session there is a significant

IMPROVEMENT IN SKIN SURFACE HYDRATION THAT REMAINS EVEN AFTER 6 MONTHS¹

Significant reduction in torsiometric parameters after 10 days from the 2nd/3rd session

VOLUMIZING EFFECT

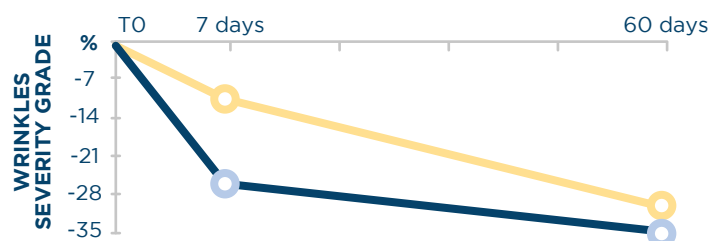
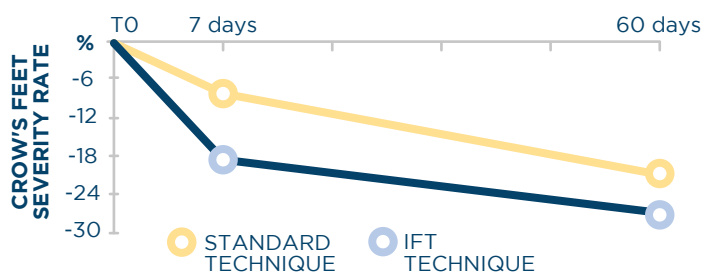


INTERSTITIAL FLUID TECHNIQUE

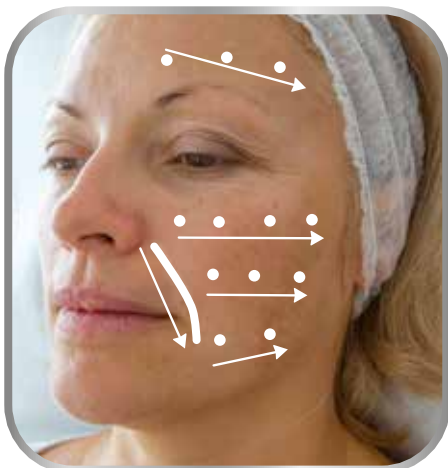
- Needles 27-30G and 12-13mm
- Medium-deep Dermis injection
- 45° Needle Orientation
- Series of bolus
Distance of about 1.5 cm
- 0.1 ml of injection
- Series of injections towards lymph nodes
- Massages following the flow

IFT technique is combining the effect of 2 fundamental actions for the treatment of ECM in the dermis:

- Medium-Deep Dermis injection
- Lymphatic Drainage



Round-Faced Relatively Young People



FACE: inject from the centre to the peripheral area. Then Apply a light massage from the centre to the peripheral area following the route of the interstitial fluids.

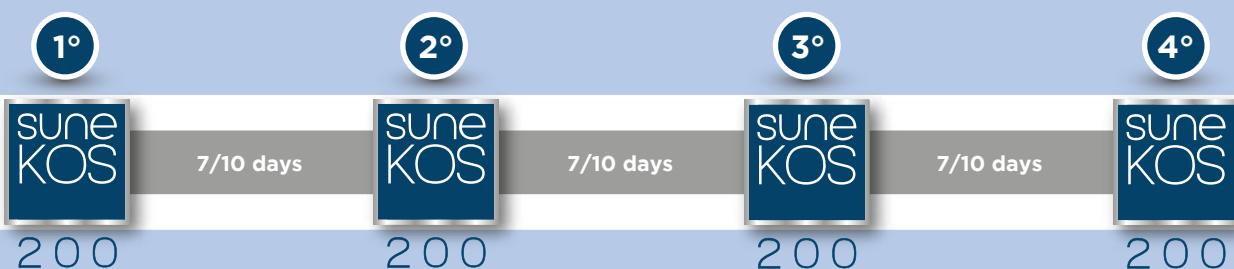


NECK: inject in a centrifugal direction, going towards the mandibular angle, and also to the area under the ear and to the posterior margin of sternocleidomastoideum muscle.



DECOLLETÉ: inject in a centrifugal direction from the centre towards the shoulders.

Protocol of use



One cycle of 4 injections at a distance of 7/10 days each. Repeat the cycle 2 times a year.

IN CASE OF

Severe Wrinkles & Sagging Skin

COMBINATION

"cushion" technique



+



1200

200

Facial Volume Measurement in CC


+24%

FVLS improvement (photographic scale)

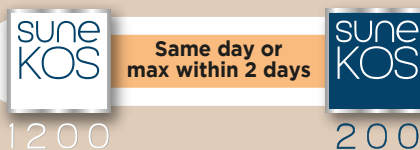
+33%

Clinical trial comparing 2 groups with Sagging Skin: Group 1 treated with Sunekos 1200 as a "cushion" followed by Sunekos 200 standard treatment versus Group 2 treated only with Sunekos 200.


Protocol of use



MAINTENANCE
after **4** and **7**
months from first
treatment protocol.



CANNULA
25-27 G x50mm
DEEP DERMIS INJECTION
FAN TECHNIQUE



NEEDLE
27-30 G x13mm
MID-DEEP
DERMIS INJECTION
REVERSE IFT,
from lymph nodes
towards centre

The New ECM Regeneration System for Dermal Biogenesis

Superseding
bio-revitalization
and bio-restructuring

More complete
than bio-remodeling

More natural
than filler

BEFORE

AFTER 2 MONTHS



VOLUME IMPROVEMENT

BEFORE

AFTER 2 MONTHS



PERIOCCULAR AREA



RIDGES NETWORK



FULL FACE



NECK

Download all
injection techniques
and protocols



2 vials of sterile lyophilised amino acids 100 mg (A) and 2 sterile vials of hyaluronic acid 30 mg/3 ml (B).
One pack of Sunekos® 200 contains two treatments.



Recommended injection technique:
Needle: 27-30 G x13mm or
Canula: 25-27-30 G x40mm
Medium-Deep dermis

The product must be reconstituted: dissolve with a vial of hyaluronic acid (B) and a vial of amino acids (A).



Via Ciro Menotti, 1/A 20129 - Milano - Italy
Tel: +39 02 744020
www.professionaldietetics.com
Email: info@pd-international.com
www.sunekos.com

1. Sparavigna A and Orlandini A *Efficacy and Tolerance of an Injectable Medical Device Containing Hyaluronic Acid and Amino acids: A Monocentric Six-Month Open-Label Evaluation J Clin Trials, an open access journal ISSN:2167-0870 Volume 7 • Issue 4 • 1000316*
2. De Servi B, Orlandini A, Caviola E, Meloni M (2016) *Amino acids and hyaluronic acid mixtures differentially regulate extra cellular matrix genes in cultured human fibroblast (Ahead of Print) PCT/IB2015/059330*
3. Meloni M et al. *Photochem Photobiol Sci* 2010 Apr, 9(4): 439-47